


Stippelboekje

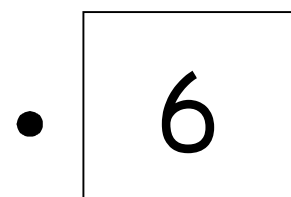

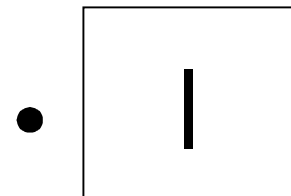

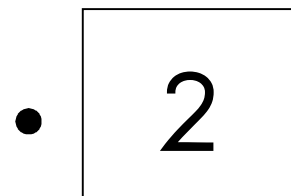

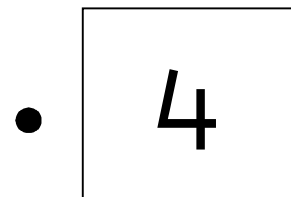



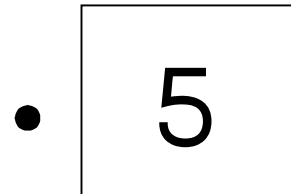



naam: _____

Stippels tellen




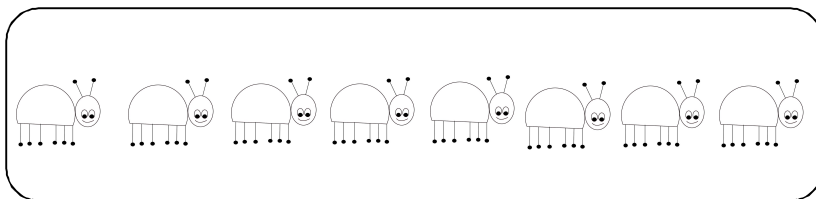


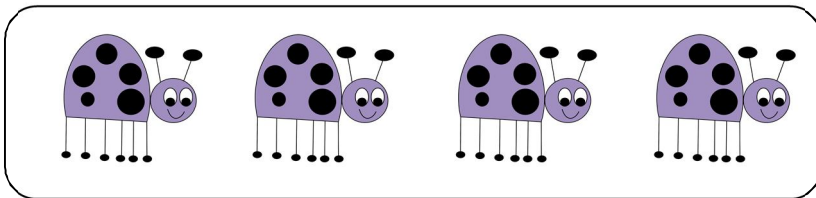






Tel het aantal stippels op de rug van Igor. Trek een lijn naar het juiste getal.



Hoeveel zijn er? - tellen



Hoeveel lieveheersbeestjes tel je? Trek een lijn.



Hoeveel zijn er? - tellen, jongsten



Hoeveel atleten tel je? Kleur net zoveel rondjes.

<input type="checkbox"/>	<input type="checkbox"/>	<input type="checkbox"/>	<input type="checkbox"/>	<input type="checkbox"/>
<input type="checkbox"/>	<input type="checkbox"/>	<input type="checkbox"/>	<input type="checkbox"/>	<input type="checkbox"/>

<input type="checkbox"/>	<input type="checkbox"/>	<input type="checkbox"/>	<input type="checkbox"/>	<input type="checkbox"/>
<input type="checkbox"/>	<input type="checkbox"/>	<input type="checkbox"/>	<input type="checkbox"/>	<input type="checkbox"/>

<input type="checkbox"/>	<input type="checkbox"/>	<input type="checkbox"/>	<input type="checkbox"/>	<input type="checkbox"/>
<input type="checkbox"/>	<input type="checkbox"/>	<input type="checkbox"/>	<input type="checkbox"/>	<input type="checkbox"/>

<input type="checkbox"/>	<input type="checkbox"/>	<input type="checkbox"/>	<input type="checkbox"/>	<input type="checkbox"/>
<input type="checkbox"/>	<input type="checkbox"/>	<input type="checkbox"/>	<input type="checkbox"/>	<input type="checkbox"/>


<input type="checkbox"/>	<input type="checkbox"/>	<input type="checkbox"/>	<input type="checkbox"/>	<input type="checkbox"/>
<input type="checkbox"/>	<input type="checkbox"/>	<input type="checkbox"/>	<input type="checkbox"/>	<input type="checkbox"/>

<input type="checkbox"/>	<input type="checkbox"/>	<input type="checkbox"/>	<input type="checkbox"/>	<input type="checkbox"/>
<input type="checkbox"/>	<input type="checkbox"/>	<input type="checkbox"/>	<input type="checkbox"/>	<input type="checkbox"/>

Stippeltekening



Verbind de stippels met elkaar. Begin bij 1, eindig bij 20.









Teken de stippels - tellen



Welk getal staat er op de medaille?


Teken dat aantal stippels op het lieveheersbeestje.






Stippels kleuren - zoek hetzelfde team




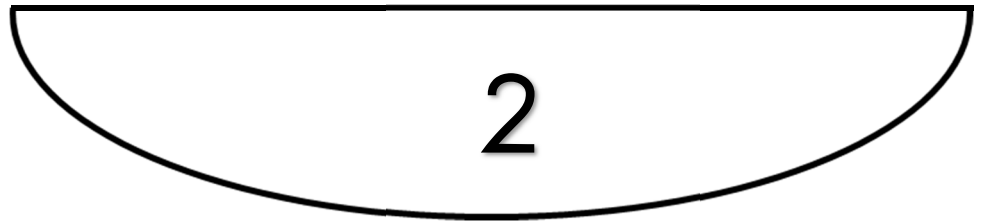
Tel het aantal stippen op elk lieveheersbeestje. De lieveheersbeestjes met hetzelfde aantal stippen zitten bij elkaar in het team. Kleur die stippen met dezelfde kleur in.



De roeiwedstrijd - tellen









Teken het juiste aantal gestippelde atleten in de roeiboot.




Van klein naar groot - seriëren



✂ Igor is nog een tikkeltje te klein om mee te sporten tijdens de Stippelspelen. Maar over een paar jaar is hij groot genoeg. Knip de Igor's uit en plak ze op een (rode) strook, van klein naar groot.



Van klein naar groot - seriëren



Waar zie je de lieveheersbeestjes van klein naar groot? Zet een kruisje.

